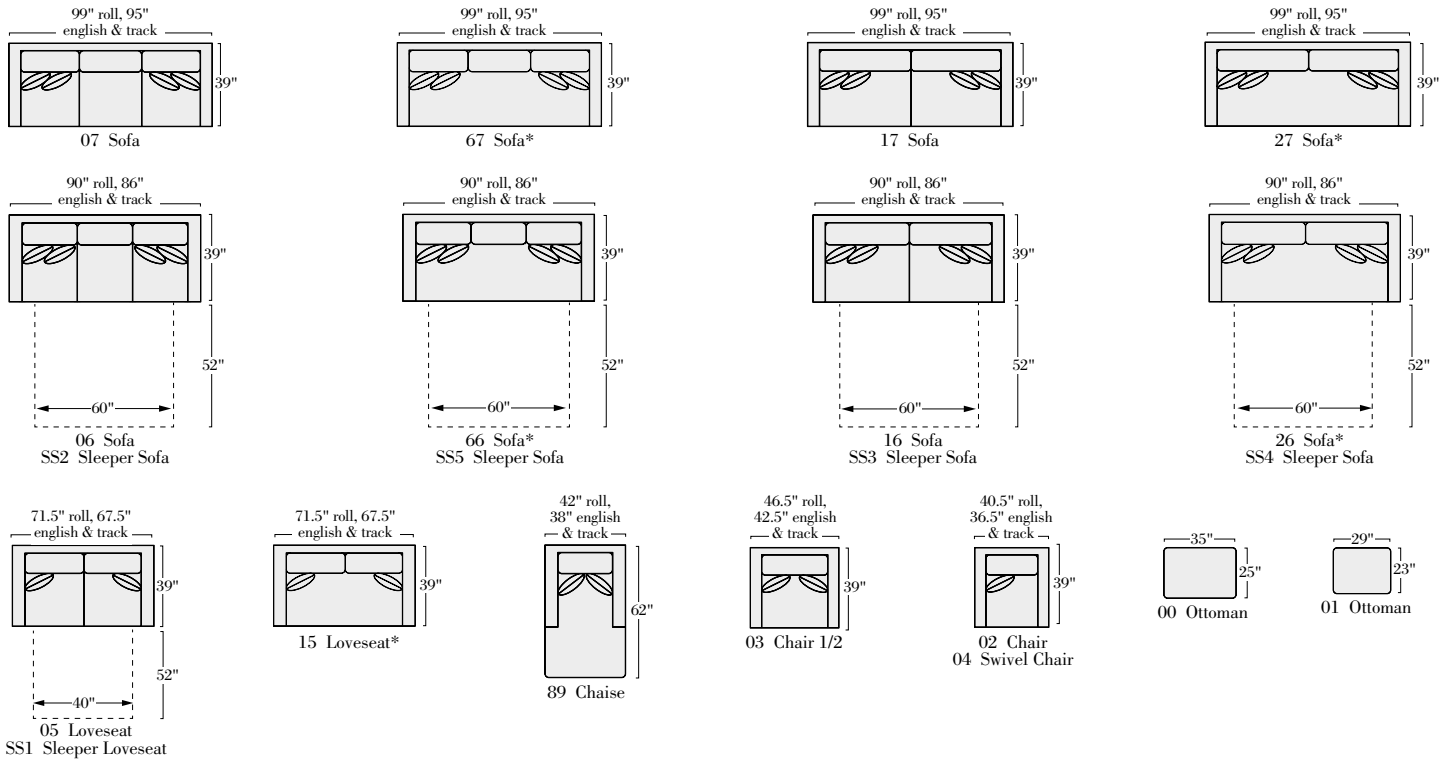


# B E R N H A R D T

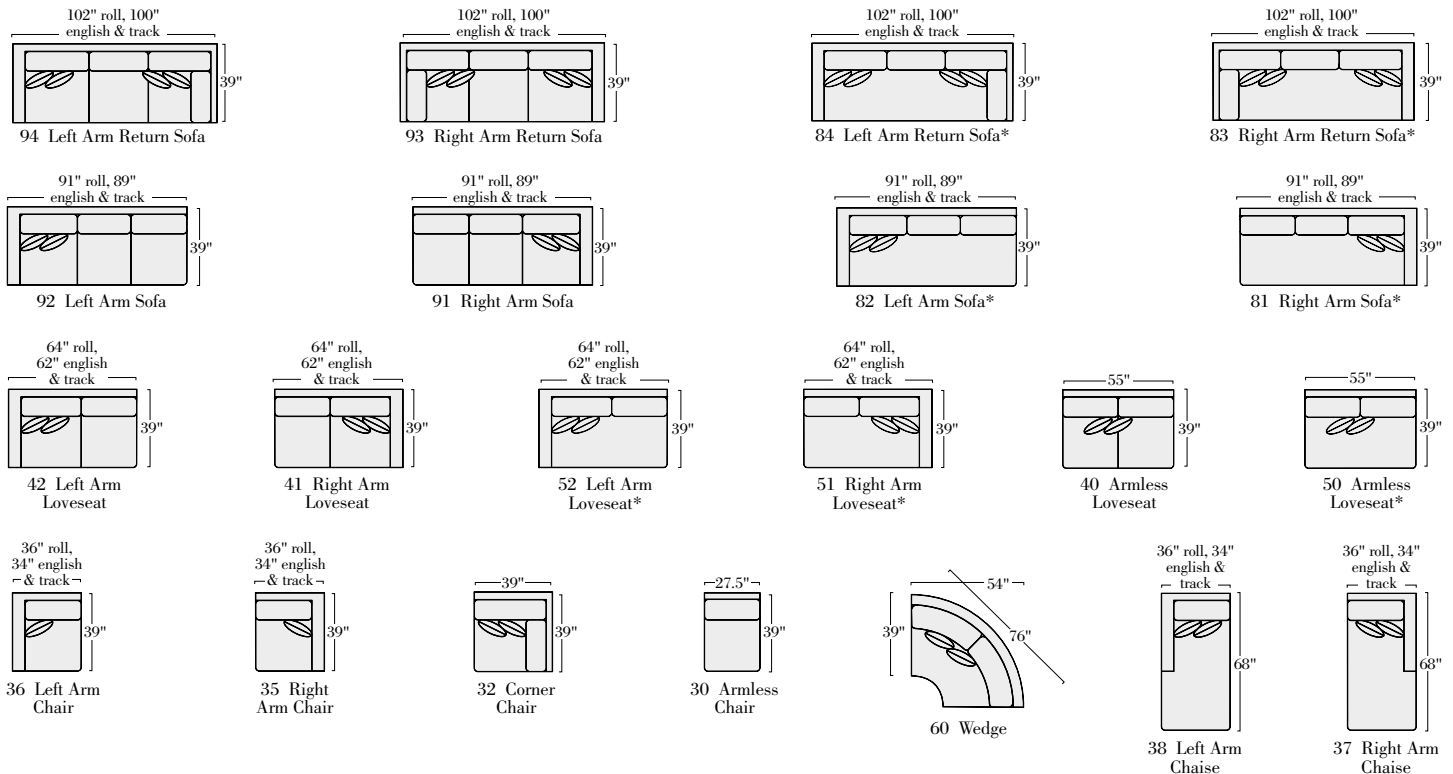
## SIGNATURE SEATING

### STEP 1

Select the FRAME(S) Use S prefix for frames with pillows OR Y prefix for frames without pillows.



Sectional pieces are not stand-alone items.



\*This frame has a single bench seat cushion.

## STEP 2

### Select your ARM STYLE

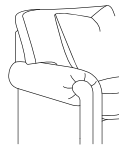
Use X if not applicable ie:  
ottoman, armless chair, etc.  
Arm styles 2, 4 and 6 not  
available on bench seats.



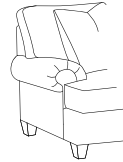
1 English Arm



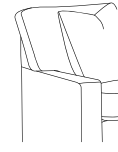
2 English Arm  
w/T-cushion



3 Roll Arm



4 Roll Arm  
w/T-cushion



5 Track Arm

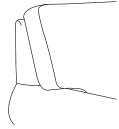


6 Track Arm  
w/T-cushion

## STEP 3

### Select your BACK STYLE

Use X if ordering ottoman.



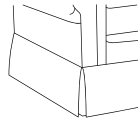
1 Boxed Border



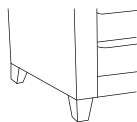
2 Knife Edge

## STEP 4

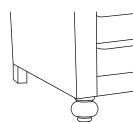
### Select your FOOT/BASE STYLE



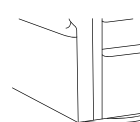
1 Skirted



2 Tapered Square



3 Turned

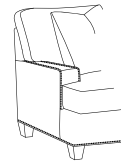
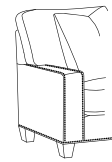
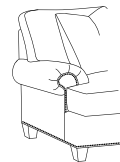
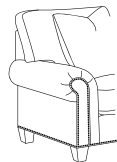
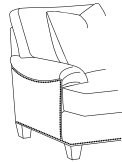


4 Swivel  
(04 chair only)

## STEP 5

### Select with or without NAILHEAD

Use N with nailhead  
X without nailhead.



## STEP 6

### BUILD your item number.

Every space must be filled  
with a number or X.

Example item number

S or Y	0 7	5 or X	1	2	N or X
pillows	frame	arm	back	foot/base	nailhead

## STEP 7

### FINALIZE your Design

Select your body and pillow fabrics, contrasting welt and pillow fringe (if elected), wood finish on legs and nailhead color (when applicable). **No leather options.**